



Main

Range of product	Zelio Control
Product or component type	Modular measurement and control relays
Relay type	Multifunction control relay
Product specific application	For 3-phase supply
Relay name	RM17TU
Relay monitored parameters	Phase failure detection Phase sequence Undervoltage detection
Time delay type	Adjustable 0.1...10 s, +/- 10 % of the full scale value
Switching capacity in VA	1250 VA
Measurement range	208...480 V voltage AC

Complementary

Reset time	1500 ms for time delay
Maximum switching voltage	250 V AC 250 V DC
Minimum switching current	10 mA at 5 V DC
Maximum switching current	5 A AC 5 A DC
Supply voltage limits	183...528 V AC
Control circuit voltage limits	- 12 % + 10 % Un
Power consumption in VA	<= 22 VA at 400 V AC 50 Hz
Control circuit frequency	50...60 Hz +/- 10 %
Output contacts	1 C/O
Nominal output current	5 A
Measurement voltage limits	183...528 V AC
Hysteresis	2 %
Run-up delay at power-up	<= 650 ms

Measuring cycle	<= 150 ms measurement cycle as true rms value
Threshold adjustment voltage	+2...+17 % in the range 480 V AC -2...-12 % in the range 208 V AC -2...-17 % in the range 220 V AC 2...20 % of Un selected
Voltage range	208...480 V phase to phase
Adjustment of asymmetry threshold	5...15 % of Un selected
Repeat accuracy	0.5 % for input and measurement circuit 3 % for time delay
Measurement error	< 0.05 %/°C with temperature variation < 1 % over the whole range with voltage variation
Phase failure sensitivity	0.7 Un
Response time	< 200 ms in the event of a fault
Marking	CE
Overvoltage category	III conforming to IEC 60664-1
Insulation resistance	> 500 MOhm at 500 V DC conforming to IEC 60255-5 > 500 MOhm at 500 V DC conforming to IEC 60664-1
[Ui] rated insulation voltage	400 V conforming to IEC 60664-1
Supply frequency	50/60 Hz +/- 10 %
Operating position	Any position without
Connections - terminals	Screw terminals 1 x 0.5...1 x 4 mm ² - AWG 20...AWG 11, solid cable without cable end Screw terminals 2 x 0.5...2 x 2.5 mm ² - AWG 20...AWG 14, solid cable without cable end Screw terminals 1 x 0.2...1 x 2.5 mm ² - AWG 24...AWG 12, flexible cable with cable end Screw terminals 2 x 0.2...2 x 1.5 mm ² - AWG 24...AWG 16, flexible cable with cable end
Tightening torque	0.6...1 N.m conforming to IEC 60947-1
Housing material	Self-extinguishing plastic
Local signalling	LED green for power ON LED yellow for relay ON
Mounting support	35 mm symmetrical DIN rail conforming to EN/IEC 60715
Electrical durability	100000 cycles
Mechanical durability	<= 30000000 cycles
Operating rate	<= 360 operations/hour under full load
Utilisation category	AC-12 conforming to IEC 60947-5-1 AC-13 conforming to IEC 60947-5-1 AC-14 conforming to IEC 60947-5-1 AC-15 conforming to IEC 60947-5-1 DC-12 conforming to IEC 60947-5-1 DC-13 conforming to IEC 60947-5-1
Safety reliability data	MTTFd = 502.2 years B10d = 470000
Width	17.5 mm
Product weight	0.13 kg

Environment

Electromagnetic compatibility	Emission standard for industrial environments conforming to EN/IEC 61000-6-4 Emission standard for residential, commercial and light-industrial environments conforming to EN/IEC 61000-6-3 Immunity for industrial environments conforming to EN/IEC 61000-6-2
Standards	EN/IEC 60255-1
Product certifications	CSA C-Tick GL GOST UL
Directives	89/336/EEC - electromagnetic compatibility 73/23/EEC - low voltage directive
Ambient air temperature for storage	-40...70 °C
Ambient air temperature for operation	-20...50 °C
Relative humidity	95 % at 55 °C conforming to IEC 60068-2-30
Vibration resistance	0.35 mm (f = 5...57.6 Hz) conforming to IEC 60068-2-6

	1 gn (f = 57.6...150 Hz) conforming to IEC 60255-21-1
Shock resistance	15 gn for 11 ms conforming to IEC 60255-21-1
IP degree of protection	IP20 (terminals) conforming to IEC 60529 IP30 (casing) conforming to IEC 60529
Pollution degree	3 conforming to IEC 60664-1
Dielectric test voltage	2 kV 1 min AC 50 Hz conforming to IEC 60255-5 2 kV 1 min AC 50 Hz conforming to IEC 60664-1
Non-dissipating shock wave	4 kV conforming to IEC 60255-5 4 kV conforming to IEC 60664-1 4 kV conforming to IEC 61000-4-5

Offer Sustainability

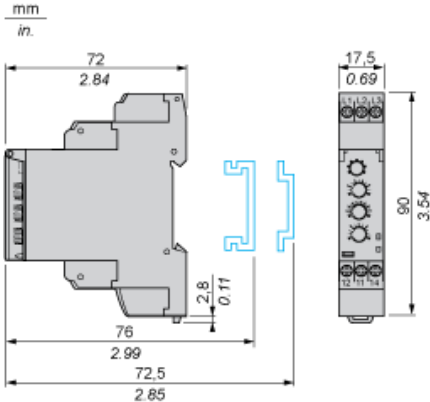
Sustainable offer status	Green Premium product
RoHS (date code: YYWW)	Compliant - since 0701 - Schneider Electric declaration of conformity Schneider Electric declaration of conformity
REACH	Reference not containing SVHC above the threshold Reference not containing SVHC above the threshold
Product environmental profile	Available End of life manual
Product end of life instructions	Available

Contractual warranty

Warranty period	18 months
-----------------	-----------

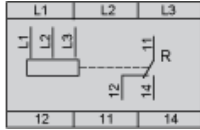
Multifunction 3-Phase Supply Control Relays

Dimensions and Mounting



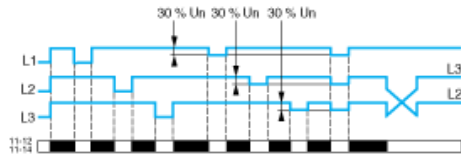
Multifunction 3-Phase Supply Control Relays

Wiring Diagram

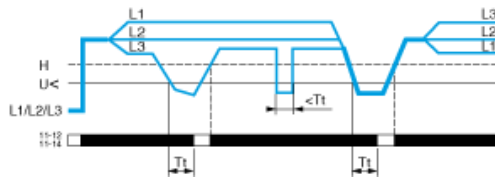


Function Diagrams

Phase Sequence Control and Phase failure Detection (U measured $< 0.7 \times$ supply voltage)



Undervoltage Control



Legend

U_n Nominal 3-phase supply voltage

T_t Time delay after crossing of threshold (adjustable on front panel)

H Hysteresis

$U <$ Undervoltage threshold

L1, L2, L3 Phases of the supply voltage monitored

11-12, 11-14 Output relay connections (refer to Connections and Schema)

Relay status: black color = energized.